


CZ Service Manuals


RiD9011i

GD1R-Filter-Fluid_Maintenance




FLUID – FILTER MAINTENANCE


Remove the main fluid filter from the back panel of the machine to drain the fluid



- Maintenance: 1) Change fluid
2) Replace all the filters:
Main fluid filter





Discharge filter






RSP/iPSC filter before each valve





Filter of water trap





And then follow the attached video instructions "Fluids_Filter_Timer" in order to reset fluid and filter counters.

Finally, Service spool valve Service (every 6 months) attached instructions "SPOOL VALVE KIT_MPUMPS.pdf"



Main Offices & Production Plant

364 Varis-Koropiou Ave. Koropi
194 42 Athens, Greece

Headquarters

A.I.S. GmbH
75438 Knittlingen, Germany

email contact@carbonzapp.com

tel +30 210 9856110

fax +30 210 9928655

carbonzapp.com

